


Wellness oases with unique steam baths

Individually manufactured to required specifications







Veluwe Bron, NL



Ellidus Resort, DE



Hotel Kolb, DE

That special touch for every wellness facility

Each steam bath is unique

wedi offers a multitude of options for designing your own personal steam bath. From the choice of the cabin geometry to the roof design, comfortable seating or bath furniture to the technical equipment, every detail can be designed exactly how you want it.

The wedi base material consists of a waterproof XPS foam core with a glass fibre-reinforced and mortar-covered surface. It allows for a wide range of structures to be brought to life: wall and roof element can be coated in the factory, milled recesses for cables can be incorporated into the individual modules and lighting or sound technology can also be integrated.

The benefits at a glance:

- 100 % waterproof system
- Base material is simultaneously light and strong
- Precision production of custom elements
- High degree of prefabrication for complex custom components
- Integration of technical elements in the factory
- Simple, quick and safe installation
- More than 30 years of practical experience

Manufacturing and project expertise from one source

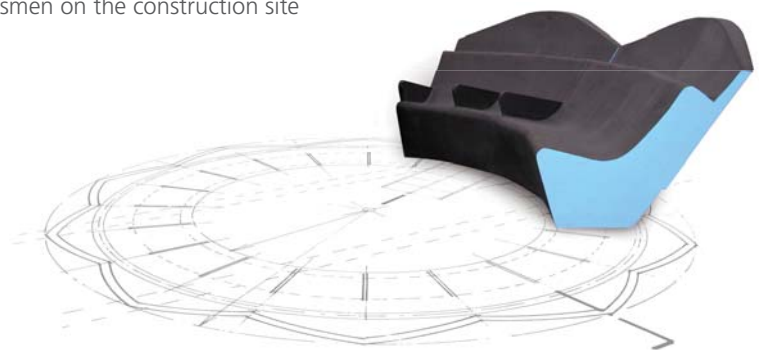
wedi is able to handle the increased product and project requirements in the realisation of spa and wellness facilities and supports planners, investors and installers in every phase of the project: from planning and manufacturing, through logistics and delivery, to the construction phase and commissioning on site.

Planning support:

- General product and system advice
- Knowledge sharing and support in finding solutions
- Technical advice and feasibility studies
- Support in detail and cost planning
- Advice in drafting of specifications and wording of calls to tender
- Suggestion of references and building contractors

Organisation of work:

- Support with calculations during tender preparation
- Briefing on the construction site and installer training if required
- Coordination of logistics and direct delivery to the construction site
- Support in the coordination of tradesmen on the construction site



All services for planning support and organisation of work are non-binding, and the respective planners and/or installers or the customer are responsible for checking and approving them. It should be noted, for the information, illustrations, general technical statements and drawings in this brochure, that these are general proposals and details which simply represent them schematically and with regard to their general function. The respective technical specifications and information about the wedi products in the technical data sheets and application guidelines should be strictly observed here.




1. Planning and design

The wedi design and expert team provides you with intensive support in detail planning and integrates products, systems and technology into your planning sketches. All steps thus remain predictable and your entire project remains time efficient and economical.

2. Production

Precise right from the outset. Whether it be base products or individual moulded parts, with or without recesses – all components are manufactured accurately in detail and in accordance with your specifications using state-of-the-art production technology at the wedi factory in Emsdetten. In the process, no product or module leaves the factory without all of the relevant parameters being tested. Dimensional accuracy and quality are top priorities here.




3. Logistics

All the finished components of your new steam bath are delivered directly from our warehouse – direct to site if required. You can rely on our dedicated transport service ensuring that your schedule is always kept to.



4. Construction phase on site

In order to ensure seamless installation on site, each steam bath is built on a trial basis in the wedi factory before delivery. The individual elements are clearly marked, making assembly on site significantly easier. wedi is happy to continue supporting you on the construction site if required.



5. Commissioning

Ready to use. After final assembly and subsequent checking of all functionalities, the steam bath can then be directly tiled and put into use as planned.

Limitless design and functionality

Wall structures according to customer requirements


Individual wall structures (with and without integrated technology or reinforcements for attachments later) can be implemented in almost all formats and thicknesses.

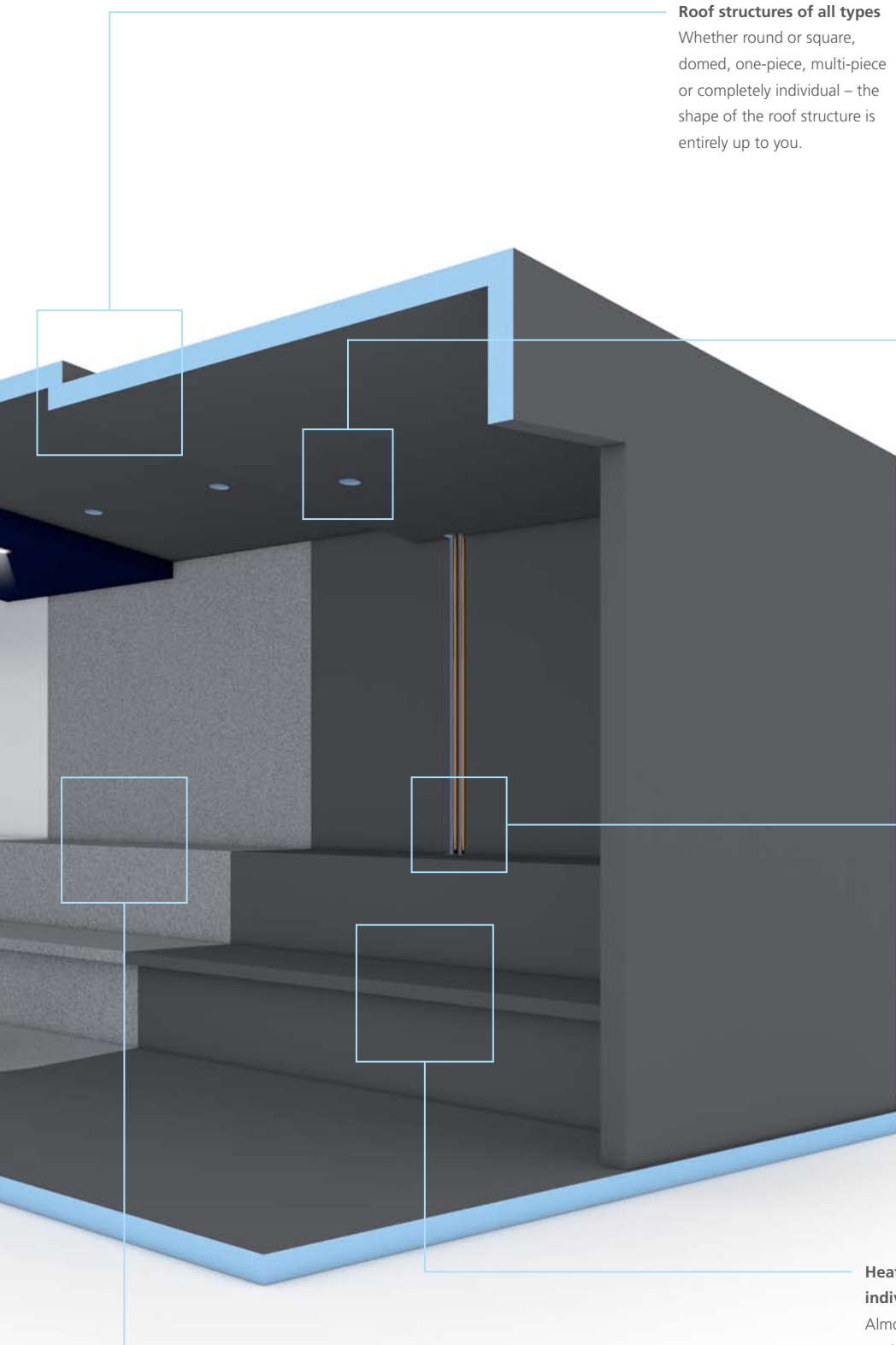
Unusual furnishings

wedi creates any interior based on your ideas in combination with the production and construction skills of the wedi expert team. We are always in close collaboration with you so that the design, functionality and costs are right for you.

Drain technology

The wedi drain technology is already integrated into the floor element in the factory. The position, of course, can be individually selected. In addition, the slope is already adapted to the drain position therefore can be directly tiled.





Roof structures of all types

Whether round or square, domed, one-piece, multi-piece or completely individual – the shape of the roof structure is entirely up to you.

Integrated lighting technology

wedi has its own high-quality portfolio of lighting systems for your steam bath. In collaboration with you, the experienced wedi designers create the desired degree of installation for your lighting technology. The benefit: it is fully wired and easy to put into operation. And, with IP 67, it is perfectly suited to use in your steam bath.

Inflows and outflows in the overall system


All supply lines are waterproof and are placed with millimetre precision. Every detail is precisely defined in advance and approved by you before the final implementation.

Heating functions can be individually placed

Almost every component can be equipped with the appropriate heating technology, which enhances the comfort factor enormously for the users.

Wide range of surfaces

The wedi coatings are ideally suited as a support for tiles and decorative plaster – inside and outside the cabin. With the steam-resistant epoxy resin decorative coatings for roofs, wedi also offers a wide variety of surface and colour options in the factory.



VitaSol Spa, DE

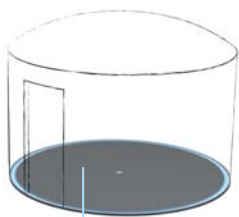


VitaSol Spa, DE

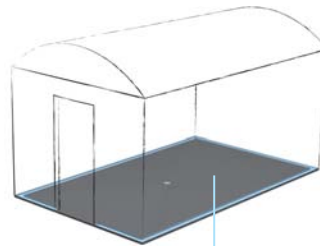
A floor that makes the difference

Individual floor elements in a leading role

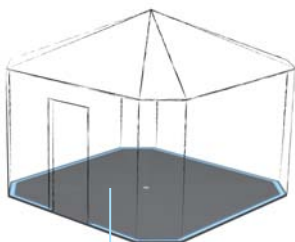
Floor elements serve as important design elements in spa areas. The wedi floor elements are perfect tile backers, individually tailored to the conditions and do not only function as foundations for steam baths, but with their prefabricated slope, they also serve as a draining plane with a unique, high-performance wedi drain technology featuring either point or linear drainage. In addition, the floor elements act as the footprint for the entire cabin structure and, thanks to the special mounting grooves, ensure the secure and precise installation of the wall elements. As an alternative to the floor element, wedi can deliver metal rails for the existing supporting surface with the contour of the selected wall structure.



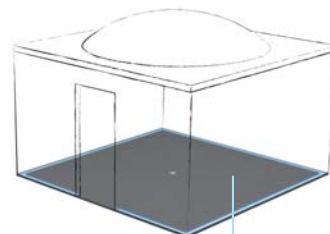
e.g. round



e.g. rectangular



e.g. polygonal



e.g. square



Hotel Kolb, DE

Tailor-made wall elements

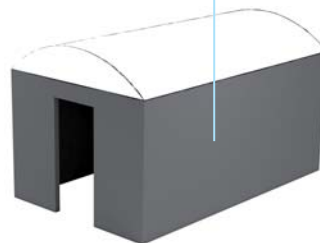
Form and function combined

Depending on the installation location and design concept, the wedi design team offer a variety of wall structures for individual steam baths. The classic square and rectangular shapes are polygonal while the round and free-form shape variants are made to measure, of course all in line with static requirements – this results in countless options for designing inviting steam rooms. Whether as a standard or as an individual design with recesses or reinforcements for bearing the load of e.g. handrails to be installed later, with integrated seats and empty conduits or perhaps with individual technology – the degree of prefabrication can be adjusted for each element. Quick installation is guaranteed thanks to the accuracy of fit and the lightness of the materials from wedi.

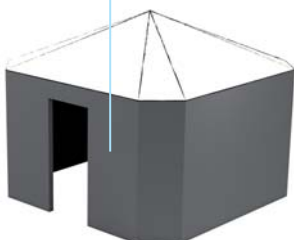
e.g. round



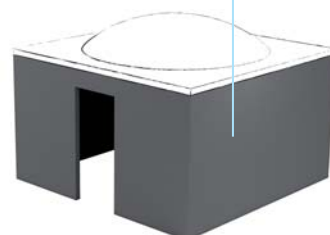
e.g. rectangular



e.g. polygonal




e.g. square





Private steam bath, DE



Roof structures tailored to your wishes

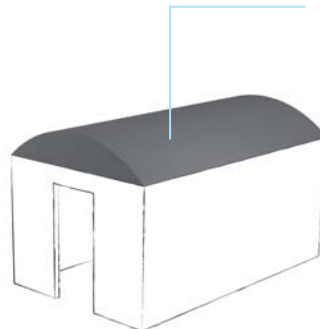
Roof elements with required degree of prefabrication

The roof is one of the most important design elements for every steam bath. Its shape and colour, in combination with light and vapour, later ensure a wonderful atmosphere. Whether pointed or flat, curved or square – there are no limitations to your ideas. Thanks to modern milling techniques used in the wedi production, any technical requirements can be taken into account from the beginning and integrated into the structure. The degree of prefabrication can be freely chosen in the process. Alongside the simple standard design, all recesses required for electrical cables can be incorporated in the factory and any desired technology, e.g. lighting technology can also be integrated.

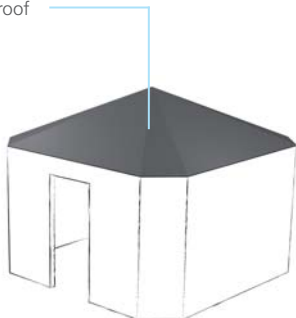
e.g. domed roof



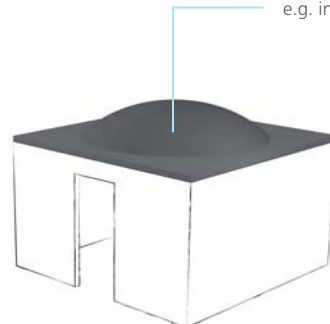
e.g. tunnel roof



e.g. pointed roof



e.g. individual roof





Private bathroom, DE



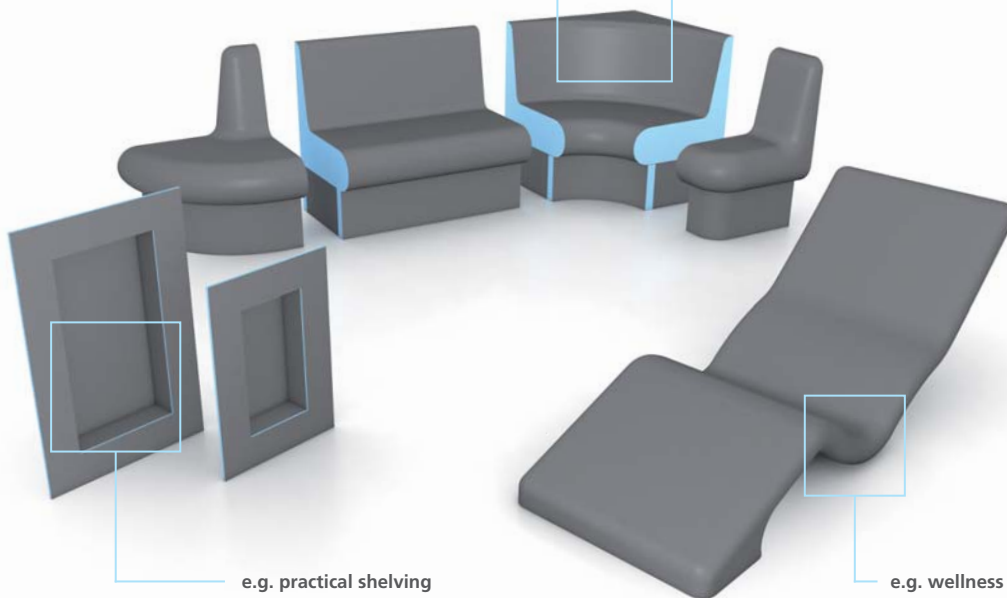
Optional extras for any requirement

Large selection of wellness elements

For perfect furnishing of the steam room, wedi offers a wide selection of prefabricated wellness elements. From benches in a wide variety of forms through unusual loungers to practical accessories such as niches and glass doors, steam baths can be furnished and enhanced however you like. All elements can be ordered in the standard design or manufactured individually to the desired dimensions.

e.g. modular bench elements

Whether it's straight benches, corner solutions, or neat and tidy end elements, ample seating combinations can be realised with the Sanoasa bench concept.



e.g. practical shelving

The practical wedi Sanwell niches offer plenty of space for storage.

e.g. wellness loungers

The individually tileable Sanoasa loungers give the wellness area its individual touch.




Technical integration from A-Z

All components are individually prefabricated

A modern steam bath includes an attractive design concept with technically well thought out furnishing. That's why the wedi system components and modules can be optionally equipped with effective lighting technology such as accentuated LED spots, colour-changing RGB spotlights and bendable lighting strips and well-engineered steam technology, high quality fittings, heating and ventilation lines or even high-end speakers.


All moulded parts and design elements are individually manufactured to the customer's specifications and of course the degree of prefabrication – here as well – is determined by the customer.

Standard design




Whether for individual wall and roof elements or finished furnishing and design elements, standard design wedi system components are delivered direct to the construction site without any additional prefabrication measures in the factory and can be installed quickly and easily on site. Standard design means that these elements do not include integrated technology, therefore the waterproof XPS foam core, glass fibre-reinforced and mortar-coated surfaces can be tiled directly after installation without additional sealing measures.

Technology preparations




The necessary recesses and ducts, e.g. for surface-mounted and flush-mounted fitting, massage nozzles, or heating hoses can be planned in advance and incorporated into the system modules so that it is possible to start directly with installation on site.

Integrated technology



The required technology, such as halogen/LED spotlights or optical fibres, speaker systems and cabling for electrical or hot water heating systems are integrated and delivered directly from the factory.




Veluwe Bron, NL

Individual starry sky

For an impressive starry sky, the connections and recesses for the light spots are incorporated into the ceiling structure in the factory and are equipped with the necessary electrical cables.





Speakers

Modern speaker and audio systems can be planned right from the factory and the necessary recesses are incorporated into the wall and ceiling modules.



Wide variety of spots & lighting strips

Whether in the ceiling, in the floor, in the walls, or even in loungers and benches, the necessary electrical connections for practical LED spots, flexible LED lighting strips made from aluminium, or spotlight sets with Swarovski crystals, including individual control technology for all lighting, can be integrated into the design of the steam room.

Heating technology

Installation of electrical or hot-water heating systems can either be integrated or planned for in the factory.



Bad Grünewald, DE



Steam technology

All interfaces for connecting common and brand-independent steam technology are planned in the factory and the necessary recesses are incorporated in accordance with the customer's requirements.



Fittings and nozzles

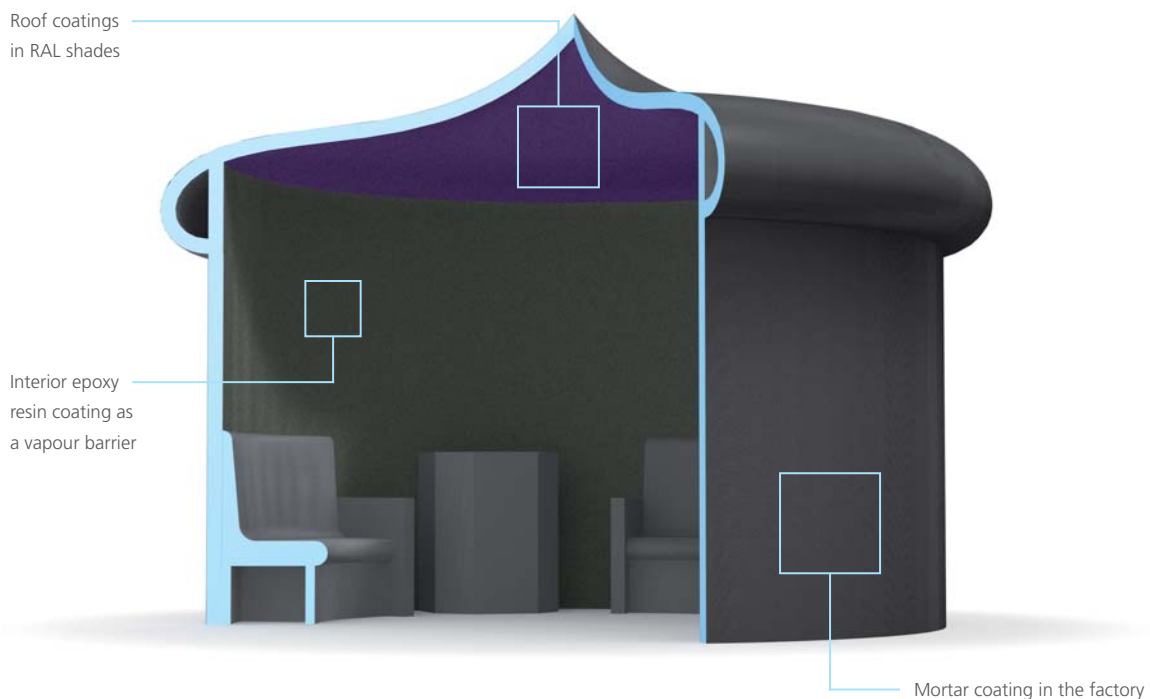
Upon request, the steam rooms can be equipped with recesses and ducts in the factory to allow for high-quality fittings from well-known manufacturers.





Look and feel. Choose your surface.

wedi offers a wide range of different types of coating for all steam bath components. The basis for the individually produced modules are the wedi components, coated with mortar on both sides. In order to establish a vapour barrier to protect the structure and for a colourful final coating, wedi offers a wide range of options which can optionally be applied in the factory or directly on site.



Mortar coating in the factory

The individually manufactured steam bath elements in the standard design are delivered with a mortar coating on both sides. The customer can then decide on additional coatings, such as tiles, mosaics or colourful final coatings.



Interior epoxy resin coating as a vapour barrier

For steam baths, wedi recommends consistent implementation of a vapour barrier in order to prevent damage from vapour. A sanded epoxy resin coating is therefore applied to the interior side of the steam bath elements, unless the customer wants an epoxy resin coating applied on the construction site. In this case, wedi delivers the elements with a fabric-reinforced mortar layer on the room side.



Roof coatings in RAL shades


For the roof of the steam bath, wedi offers a lastingly reliable coating with a modern flake structure which can be painted in a variety of RAL colours. Elements such as speakers or ducts are also painted upon request so that the overall appearance is consistent. Since the coating is applied in the wedi factory, no additional work steps are required on site. Find a few examples of our coat finishes below.




Flake in e.g. RAL 7004 signal grey




Flake in e.g. RAL 6027 light green



Flake in e.g. RAL 6033 Mint turquoise



Flake in e.g. RAL 5024 Pastel blue



Flake in e.g. RAL 5023 Distant blue

Your project in good hands

We advise you from the start

wedi provides an all around support on top of designing your individual steam bath. We advise you from A to Z – from project planning through choosing the room's shape, finish and technical equipment through to logistical organisation and the construction phase on site. Benefit from the expertise of our specialists and our international network of partners.

Our project department is happy to advise you on technical questions. You can reach us on [+49 2572 156-0](tel:+4925721560) or at project@wedi.de



Data query sheet for project productions

Customer: _____

Subject of the enquiry:

Customer contact: _____

Steam bath Multi-sensory shower

Identification: _____

Bathtub/pool Custom Fundo
(sketch required!)

Construction project with address: _____

Other: _____

Heating options:

Bench: HWH (hot water heating) Electric None

Walls: HWH (hot water heating) None

Bench options:

Bench: Bellina Comoda Project

Bench ends: Straight section (coated/uncoated) Rounded ends

Bench corners: 90° corners Rounded corners

Substructure: Straight design Rounded design

Length [m]: _____ (Note: please sketch the layout for angle combinations and custom shapes separately!)

Foot basin: Yes No Factory fitting subsurface reinforcement

Vapour barrier: Yes No

Roof options:

Flat roof Mono pitch roof Peaked roof Tunnel roof Domed roof

Roof coating: Textured epoxy resin coating
(can only be offered for single-piece roof designs!) None

Door kits:

Frame material (stainless steel)


Rebate dimensions: 591 x 1983 mm 716 x 1983 mm 966 x 1983 mm

Custom: _____ mm No frame = reinforcement in the door soffit area

Floor elements for steam bath or multi-sensory shower:

Custom Fundo Aluminium floor tracks
(for straight wall drain only) Floor element on site

Spa & wellness



01 Pools

Individually shaped wellness pools with recesses or with ducts for lighting or heating technology can be planned in the factory.

02 Steps and platforms


Precisely tailor-made steps and platforms for room design or as pool features.

03 Communal showers and shower cubicles

Functional showers with a varied selection of flush-to-floor shower elements and appropriate wall structures.

04 Basin structures

Comfortable foot basins or child-safe paddling pools with the desired degree of prefabrication.



05 Benches and loungers

Prefabricated elements or individual free-form shapes, with ducts, cables or integrated technology planned in the factory upon request.

06 Wall structures

Stable wall structures which can be implemented in almost any shape for partitions.

07 Steam baths

Unique steam rooms, customisable with regard to the degree of prefabrications, shape, technical equipment and colour.

08 Underwater structures

Underwater elements, e.g. loungers, steps, etc. produced to match the design concept.



- Australia
- Austria
- Belgium
- Bosnia Herzegovina
- Canada
- Croatia
- Czech Republic

- Denmark
- Estonia
- Finland
- France
- Germany
- Great Britain
- Greece

- Hungary
- Iceland
- Ireland
- Italy
- Latvia
- Lithuania
- Luxembourg

- Netherlands
- Norway
- Poland
- Portugal
- Romania
- Russia
- Serbia

- Slovenia
- Spain
- Sweden
- Switzerland
- Turkey
- Ukraine
- USA



wedi GmbH
Hollefeldstraße 51
48282 Emsdetten
Germany

Telephone +49 2572 156-0
Fax +49 2572 156-133

info@wedi.de
www.wedi.eu

